
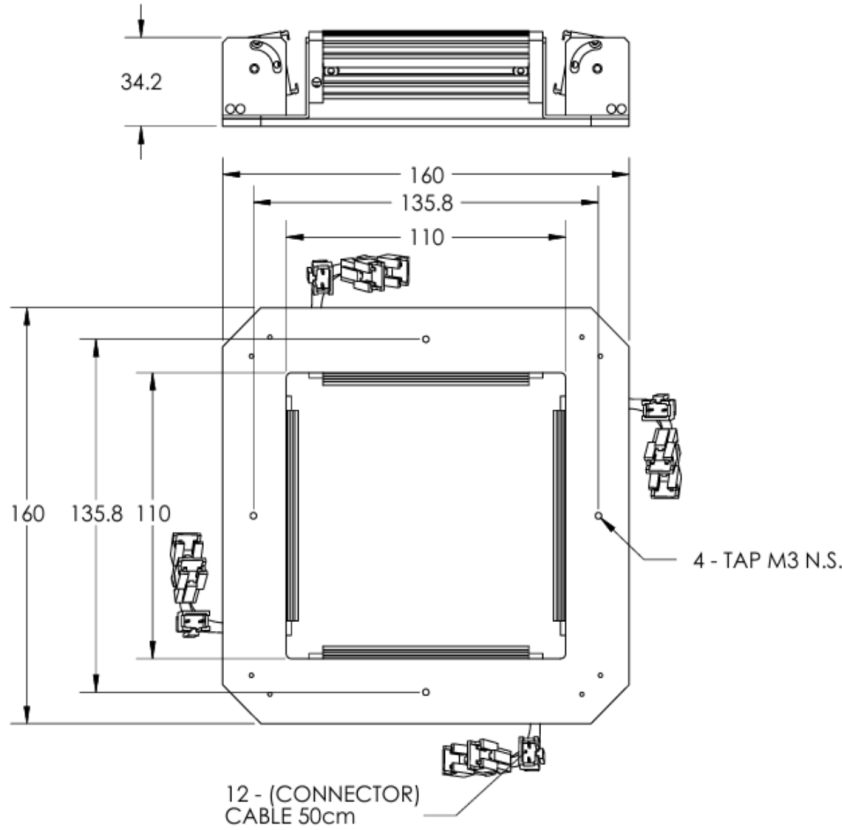


## LTZPFE080-00-3-RGB-24V

### Lighting Dimension

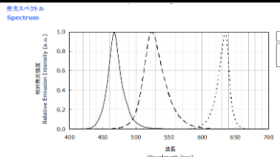
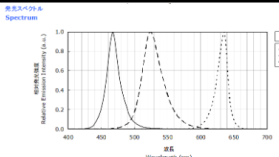
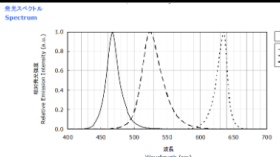
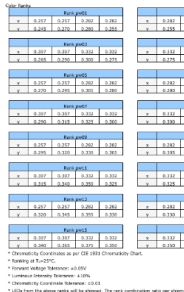
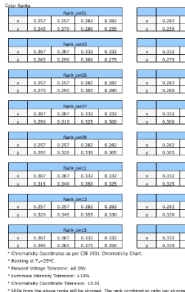



### Mechanical Information

Casing Material	Aluminium, Aluminum Extrusion
Storage Temperature Range	0 - 45°C
Storage Humidity Range	20 - 85%
Weight	510g
Width / Inner Diameter	160mm
Length / Outer Diameter	160mm
Height / Thickness	34.2mm

# ILLUMINATOR DATA

## LTZPFE080-00-3-RGB-24V

Lighting Information									
LED Color	RED			GREEN			BLUE		
Wavelength	 <p>635 nm</p>			 <p>525 nm</p>			 <p>465 nm</p>		
Working Distance	170mm	181mm	192mm	170mm	181mm	192mm	170mm	181mm	192mm
Intensity (±15%)	0lx	0lx	0lx	0lx	0lx	0lx	0lx	0lx	0lx
Illumination (Number of Row)	3			3			3		
Illumination Active Area	Active Outer Diameter			160					
	Active Inner Diameter			110					
Emission Angle	0°			0°			0°		
Eye Safety Class (IEC62471)	EXEMPT			EXEMPT			EXEMPT		
	Products with sources, which do not pose any potential photobiological hazard even for the continuous and unrestricted exposure. Example: 8 hours of exposure poses no acute hazard to either eye or skin, and 10,000 seconds (2.8 hours) of the intent starting causes no blue light retinal hazard.			Products with sources, which do not pose any potential photobiological hazard even for the continuous and unrestricted exposure. Example: 8 hours of exposure poses no acute hazard to either eye or skin, and 10,000 seconds (2.8 hours) of the intent starting causes no blue light retinal hazard.			Products with sources, which do not pose any potential photobiological hazard even for the continuous and unrestricted exposure. Example: 8 hours of exposure poses no acute hazard to either eye or skin, and 10,000 seconds (2.8 hours) of the intent starting causes no blue light retinal hazard.		
Chromaticity Table For White Colour Only									

Electrical Information			
Rated Voltage	24V <sub>(Min)</sub> - 24V <sub>(Max)</sub>		
Rated Current	600mA	600mA	600mA
Power Consumption	14.400W	14.400W	14.400W
Casing Temperature, After 60 minutes operation	60°C		

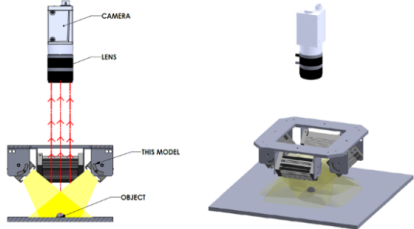
Strobe Mode Specification						
*Normal Strobe Voltage	24V					
*Normal Strobe Current	600mA		600mA		600mA	
Overdrive Voltage Range	Min: 36V	Max: 48V	Min: 36V	Max: 48V	Min: 36V	Max: 48V
Overdrive Current Range	Min: 1200mA	Max: 1799mA	Min: 1799mA	Max: 3000mA	Min: 1799mA	Max: 3000mA
Recommended Overdrive Voltage	36V		36V		36V	
**Max. Trigger Pulse Duration	10%					
**Max. Duty Cycle	10msec					

# ILLUMINATOR DATA

## LTZPFE080-00-3-RGB-24V

Connection Information								
Connector Type	JST SMR-03V-B							
Cable Length	500mm							
Pin Configuration	Pin	Signal	Cable Color					
	1	24V	RED					
	2	-	-					
	3	GND	WHITE / BLACK					
	<div></div> <div><table><tr><td>PIN 1</td><td>24V</td></tr><tr><td>PIN 2</td><td>-</td></tr><tr><td>PIN 3</td><td>GND</td></tr></table></div>			PIN 1	24V	PIN 2	-	PIN 3
PIN 1	24V							
PIN 2	-							
PIN 3	GND							

Additional Information	
Additional Cooling Method	Attached to machine part for better heat dissipation
Intensity Controller Selection	LTIC series
CE Conformity	YES
RoHS Compliance	YES

Application	
Illumination Type	Direct, Multiple Rectangular Illumination (for short working distance)
Application Use	<ul style="list-style-type: none"> <li>• Lead Inspection</li> <li>• Code Recognition</li> <li>• Character Inspection</li> </ul> 

# ILLUMINATOR DATA

## LTZPFE080-00-3-RGB-24V

Lighting Pattern				
Working Distance	For further details, please contact us			
Display and Image	For further details, please contact us			
Data Results	Horizontal	Meas. (mm)	Vertical	Meas. (mm)
	90%	N.A.	90%	N.A.
	90%	N.A.	90%	N.A.
	80%	N.A.	80%	N.A.
	70%	N.A.	70%	N.A.
	60%	N.A.	60%	N.A.
	50%	N.A.	50%	N.A.
	40%	N.A.	40%	N.A.
	30%	N.A.	30%	N.A.
	20%	N.A.	20%	N.A.
	10%	N.A.	10%	N.A.